


Please note that the data given here has been taken from the online catalog. Please refer to the user documentation for comprehensive information and data. The General Terms and Conditions of Use apply to Internet downloads.

▶ Extract from the online catalog



Printed circuit terminal block, nominal current: 13.5 A, rated voltage: 250 V, pitch: 5.08 mm, no. of positions: 3, mounting: Soldering, type of connection: Screw connection, connection direction from the conductor to the PCB: 0°

The illustration shows a combination as a 15-position version

Order No.	1729131
Ord designation	MKDSN 1,5/ 3-5,08

EAN	4017918026004
Pack	50 Pcs.
Customs tariff	85369010000
Catalog page information	Page 026 (CC-2002)

▶ Technical data

Dimensions / positions

Pitch	5.08 mm
Dimension a	10.16 mm
Number of positions	3
Pin dimensions	0,5 x 1 mm
Hole diameter	1.3 mm
Screw thread	M 3
Tightening torque, min	0.5 Nm

Technical data

Insulating material group	I
Rated surge voltage (III/3)	4 kV
Rated surge voltage (III/2)	4 kV
Rated surge voltage (II/2)	4 kV
Rated voltage (III/2)	320 V
Rated voltage (II/2)	630 V
Connection in acc. with standard	EN-VDE
Nominal current I_N	13.5 A
Nominal voltage U_N	250 V
Nominal cross section	1.5 mm ²
Maximum load current	13.5 A
Insulating material	PA
Inflammability class acc. to UL 94	V0
Internal cylindrical gage	A 1
Stripping length	6 mm

Connection data

Min. conductor cross section, rigid	0.14 mm ²
Conductor cross section, rigid max.	1.5 mm ²
Conductor cross section flexible min.	0.14 mm ²
Max. conductor cross section, flexible	1.5 mm ²
Min. conductor cross section, flexible, with ferrule with plastic sleeve	0.25 mm ²
Conductor cross section flexible, with ferrule without plastic sleeve max.	1.5 mm ²
Conductor cross section flexible, with ferrule with plastic sleeve min.	0.25 mm ²
Max. conductor cross section, flexible, with ferrule with plastic sleeve	1.5 mm ²
Min. conductor cross section AWG/kcmil	26
Conductor cross section AWG/kcmil max	16
2 conductors with same cross section, solid min.	0.14 mm ²
2 conductors with same cross section, solid max.	0.75 mm ²
2 conductors of the same cross section, flexible, min.	0.14 mm ²
2 conductors with same cross section, flexible max.	0.75 mm ²
2 conductors of the same cross section, flexible, ferrules without plastic sleeve, min.	0.25 mm ²
2 conductors with identical cross section, flexible, ferrules with plastic sleeve, max.	0.5 mm ²
2 conductors of the same cross section, flexible, TWIN ferrules with plastic sleeve, min.	0.5 mm ²
2 conductors with identical cross section, flexible TWIN ferrules with plastic sleeve, max.	1 mm ²

► Certificates

Certificate logos



UL

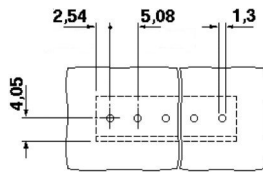
Nominal voltage U_N	300 V
Nominal current I_N	10 A
AWG/kcmil	30-14

CSA

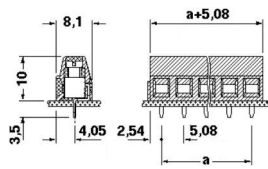
Nominal voltage U_N	300 V
Nominal current I_N	10 A
AWG/kcmil	28-14

▸ Drawings

Drilling diagram



Dimensioned drawing



► Accessories

Item	Designation	Description
Marking		
1051993	B-STIFT	Marker pen, for manual labeling of unprinted Zack strips, smear-proof and waterproof, line thickness 0.5 mm
0804293	SK 5,08/3,8:FORTL.ZAHLEN	Marker card, printed horizontally, self-adhesive, 12 identical decades marked 1-10, 11-20 etc. up to 91-(99)100, sufficient for 120 terminal blocks
0805085	SK 5,08/3,8:SO	Kennzeichnungskarte, selbstklebend, beschriftet nach Kundenangaben
0805412	SK 5,08/3,8:UNBEDRUCKT	Marker cards, unprinted, with pitch divisions, self-adhesive, 10-section marker strips, 12 strips per card, can be labeled with M-PEN

Tools

1205053	SZS 0,6X3,5	Screwdriver, bladed, matches all screw terminal blocks up to 4.0 mm ² connection cross section, blade: 0.6 x 3.5 mm, without VDE approval
---------	-------------	--

► **Address**

Phoenix Contact GmbH & Co. KG
Flachsmarktstr. 8
32825 Blomberg
Germany
Phone +49 5235 3 00
Fax +49 5235 3 1200
<http://www.phoenixcontact.com>

Phoenix Contact
Technical modifications reserved;