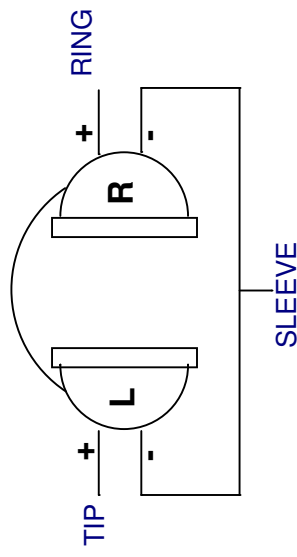
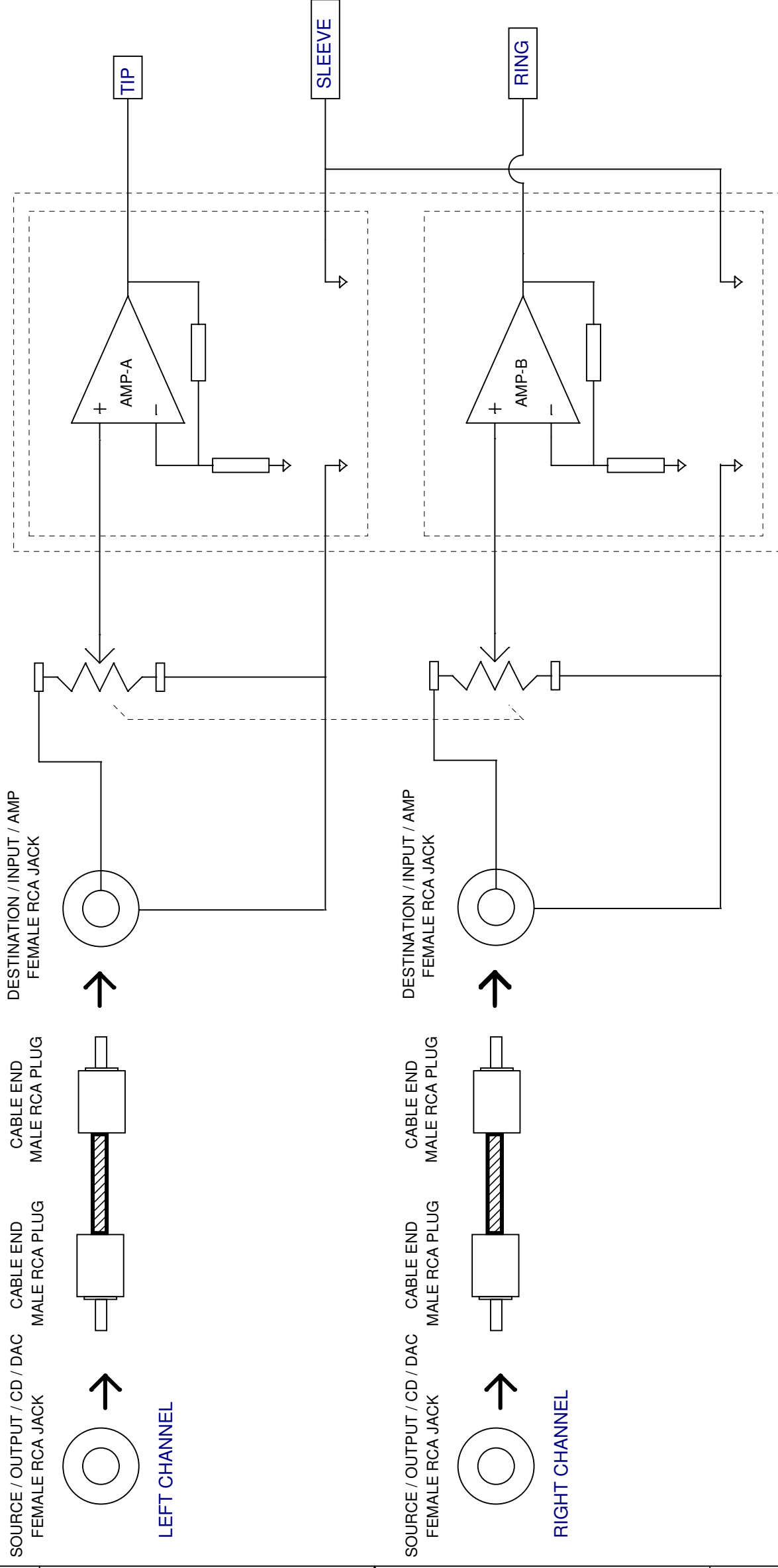


GILMORE DYNALO CONFIGURATION = UNBALANCED INPUTS, UNBALANCED OUTPUTS

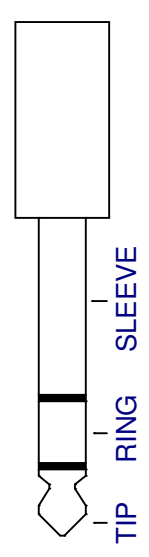
SOURCE INTERCONNECTS INPUT JACK VOLUME CONTROL AMPLIFIER OUTPUT JACK HEADPHONE WIRING

RCA JACKS RCA TO RCA CABLES RCA JACKS STEREO GANGED POT or 2-POLE STEPPED ATTENUATOR TWO AMPLIFIER CIRCUITS 1/4" STEREO JACK (INDUSTRY STANDARD)



HEADPHONE PLUG

(INDUSTRY STANDARD)
1/4" TIP-RING-SLEEVE (TRS)



TIP = LEFT CHANNEL +
SLEEVE = COMMON / GROUND / RETURN
RING = RIGHT CHANNEL +

| | | | |
|-------|-----------------------------|------------------------------------|----|
| Title | | GILMORE DYNALO / DYNAMID AMPLIFIER | |
| Size | Document Number | Sheet | of |
| B | D.Gardner | 3 | 4 |
| Date: | Saturday, November 13, 2004 | | 1 |